

2025

Foreign
Investors
Council



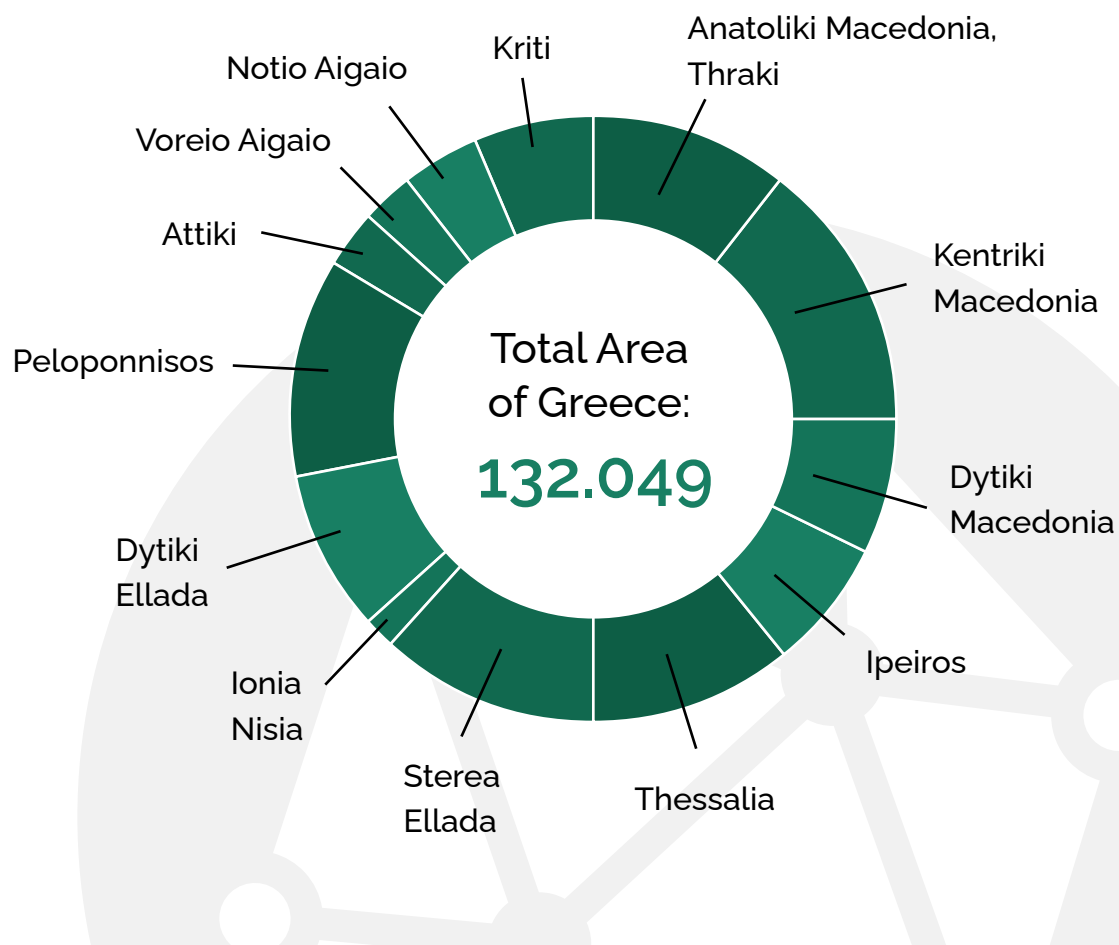
Greece in Numbers

Regions

■ Greece by regions

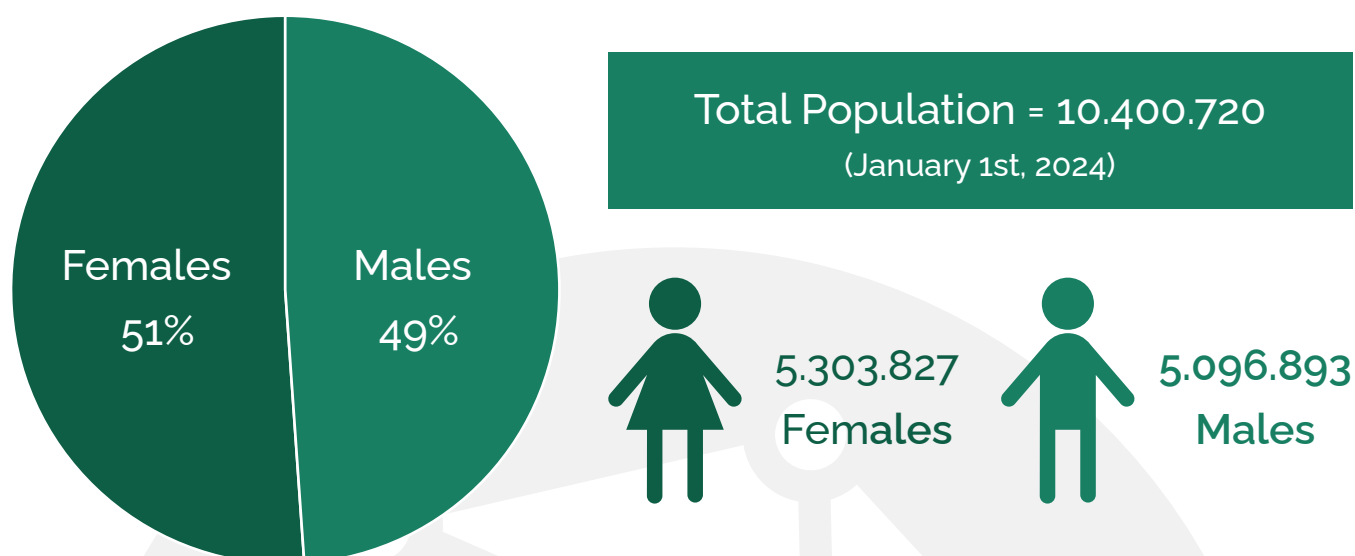


Surface area of Greece



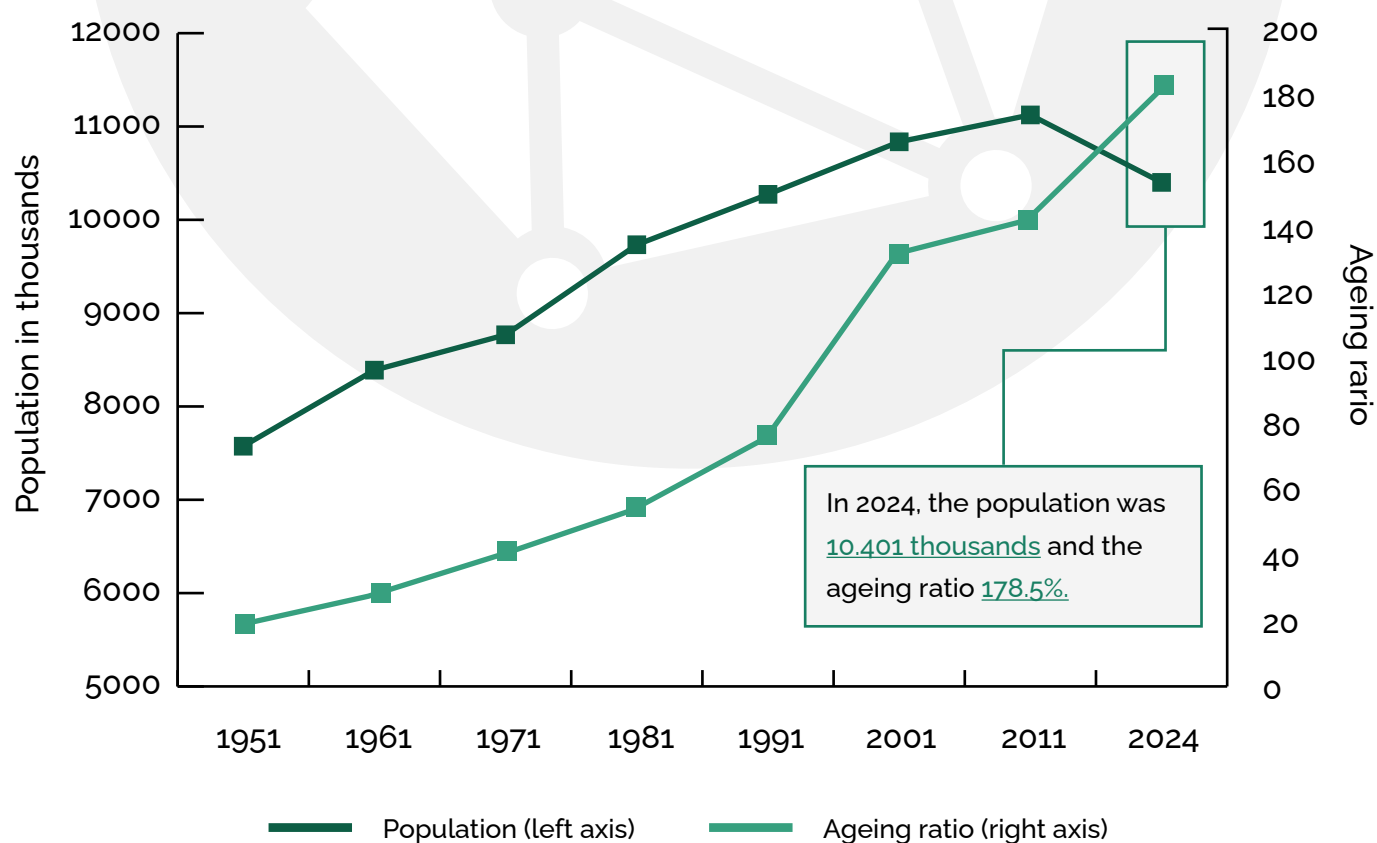
Regions	Area (km²)
Anatoliki Macedonia, Thraki	14.179
Kentriki Macedonia	19.166
Dytiki Macedonia	9.471
Ipeiros	9.164
Thessalia	14.051
Stereia Ellada	15.561
Ionian Islands	2.306
Dytiki Ellada	11.327
Peloponnisos	15.511
Attiki	3.814
Voreio Aigaio	3.854
Notio Aigaio	5.305
Kriti	8.340

Population

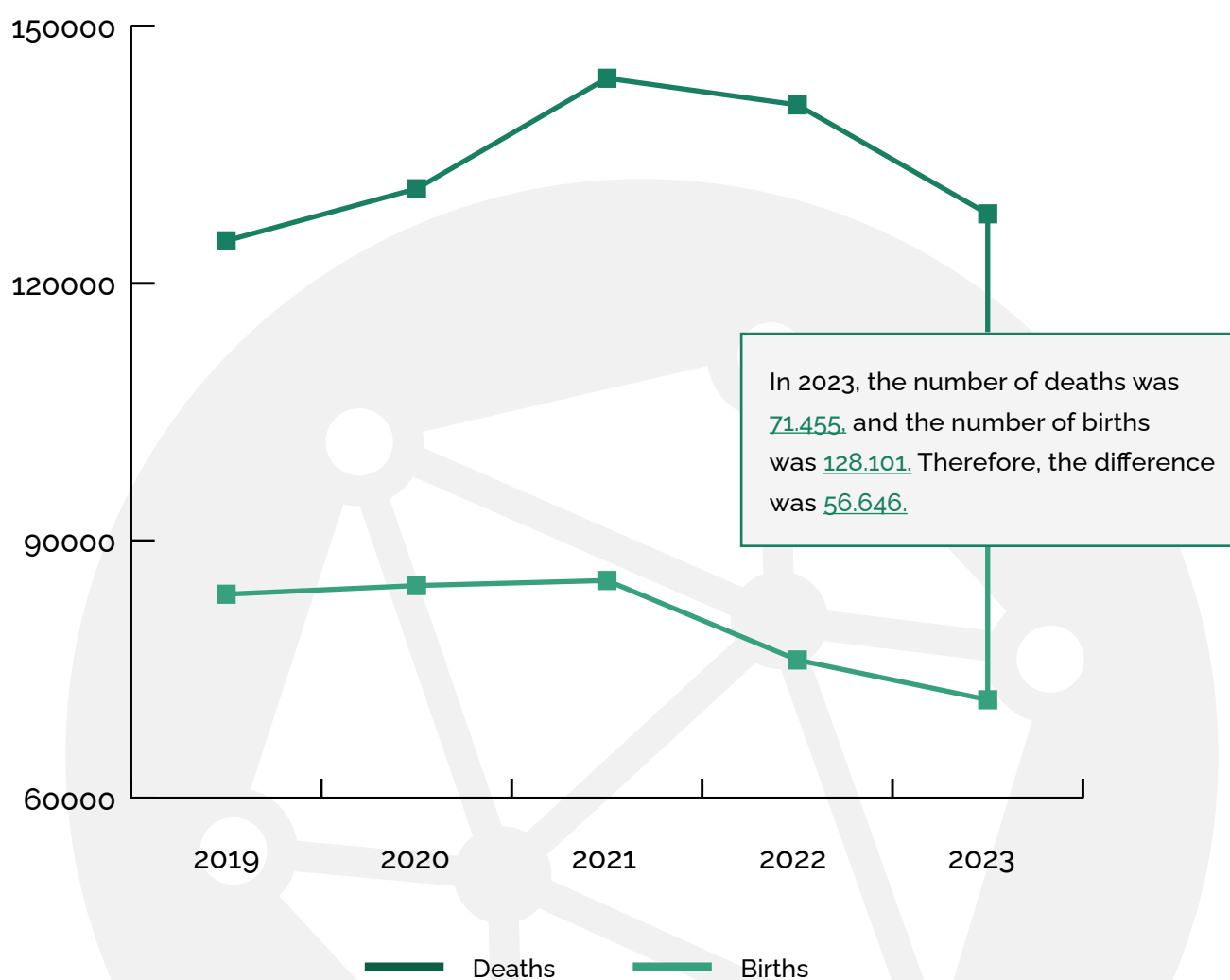


The population aged 0-14 years accounts for 13.1% of the total population, whereas 63.6% corresponds to the population aged 15-64 and 23.3% to the population 65 years and over.

Estimated population & ageing ratio for years 1951 - 2011 & 2024

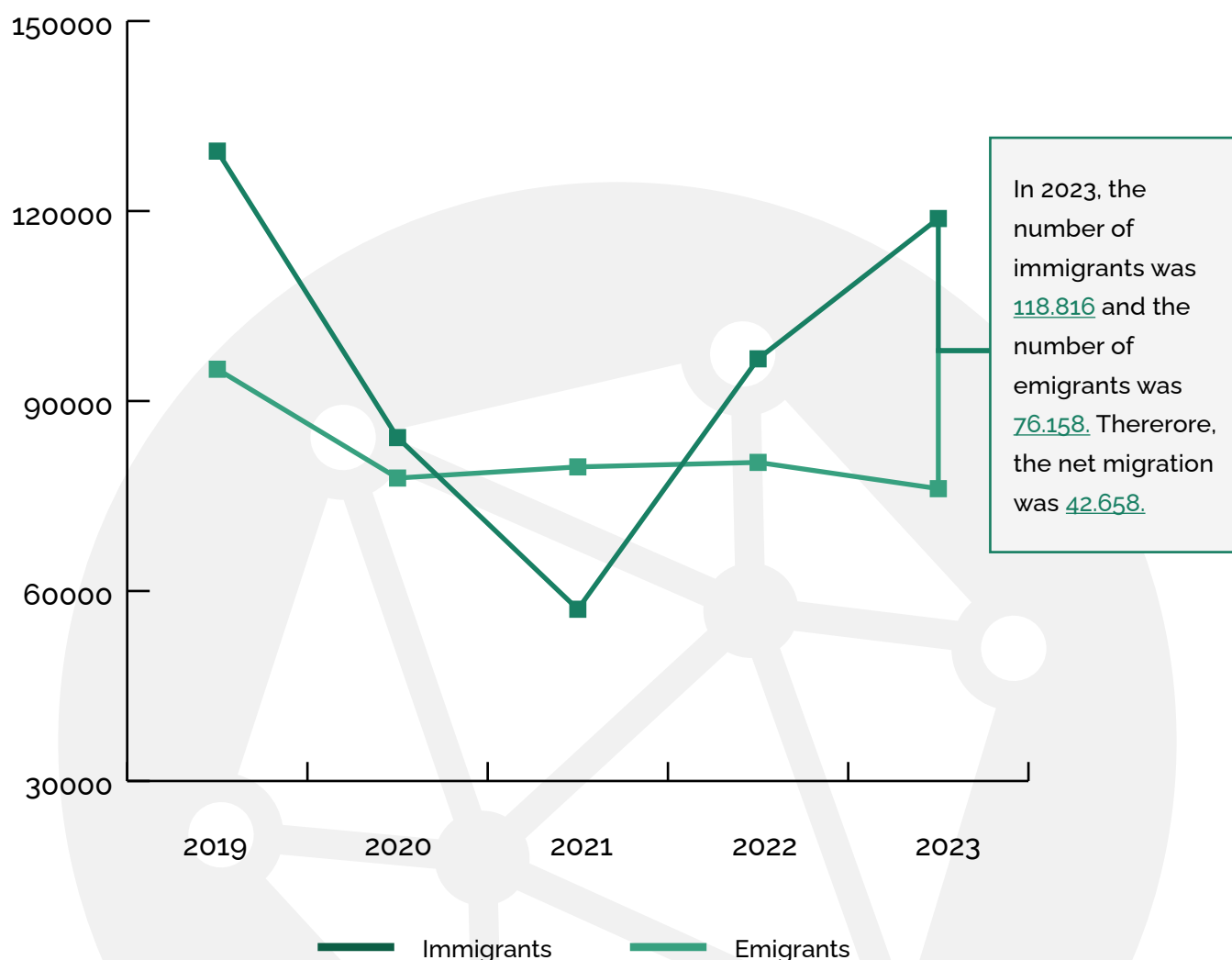


Births & Deaths, 2019 - 2023



Births & Deaths, 2019 - 2023					
	2019	2020	2021	2022	2023
Births	83.756	84.764	85.346	76.095	71.455
Deaths	124.954	131.025	143.904	140.801	128.101
Difference	-41.198	-46.261	-58.558	-64.706	-56.646

Immigrants & Emigrants, 2019 - 2023

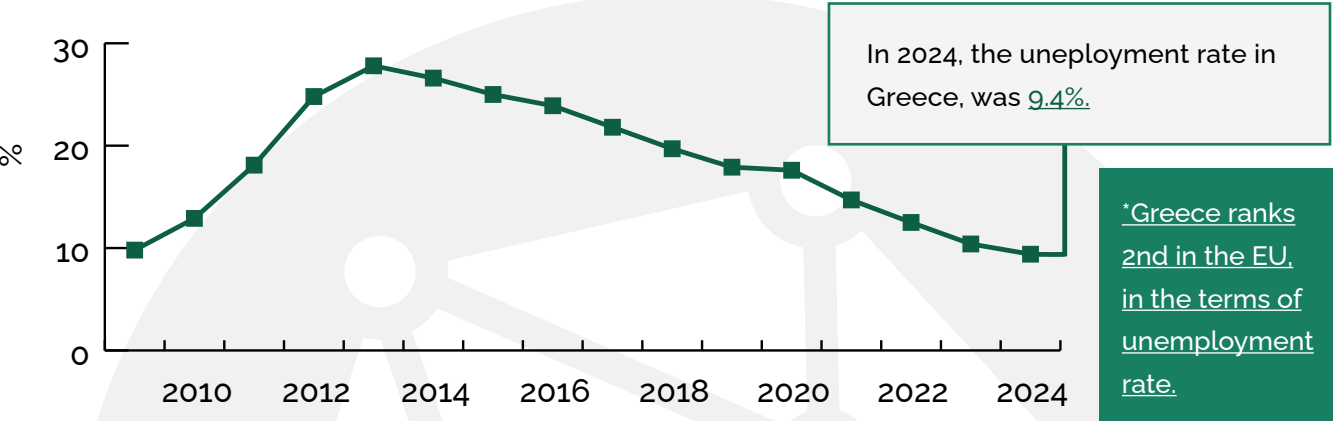


Immigrants & Emigrants, 2019 - 2023					
	2019	2020	2021	2022	2023
Immigrants	129.459	84.221	57.120	96.662	118.816
Emigrants	95.020	77.837	79.596	80.307	76.158
Net Migration	34.439	6.384	-22.476	16.355	42.658

Economic Data


Annual Salary = €17.707/year (lower than the EU average of around €28.217).

Unemployment rate in Greece, 2009 - 2024




Production Approach, quarterly data, 2023 and 2024 (million €, non-seasonally adjusted data)					
	2023		2024		
	Q3	Q4	Q1	Q2	Q3
Gross value added (at basic prices)	53.448	50.417	45.988	51.078	56.150
Agriculture, hunting, forestry, fishing	1.887	1.840	1.980	1.996	1.903
Industry, inc. energy & construction	8.895	8.890	8.408	9.010	9.478
Services	42.884	39.678	35.600	40.072	44.769
Taxes on products	8.884	8.496	6.870	8.493	9.552
Subsidies on products	884	609	552	749	674
Gross domestic product at market price	61.489	58.304	52.306	58.822	65.029


At risk of poverty rate after social transfers, by age group, 2023 (%)



0-17
21,8%



18-64
18.6%



65+
17.6%

At risk of poverty (€)
6.030



Foreign
Investors
Council



✉ E-mail:
greecefic@gmail.com